

Features

- 3"×2" compact size
- Medical safety approved (2 x MOPP) according to ANSI/AAMI ES60601-1 and IEC/EN60601-1
- Suitable for BF application with appropriate system consideration
- Cooling by free air convection
- EMI class B for class II configuration
- No load power consumption < 0.1W
- Extremely low leakage current
- Protections: Short circuit / Overload / Over voltage
- Lifetime > 105K hours
- Operating altitude up to 4000 meters
- 3 years warranty

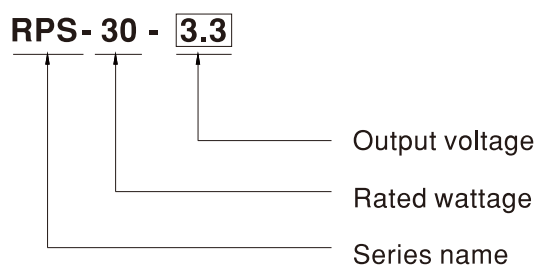
Applications

- Oral irrigator
- Hemodialysis machine
- Medical computer monitors
- Sleep apnea devices

Description

RPS-30 is a 30W highly reliable green PCB type medical power supply with a high power density on the 3" by 2" footprint. It accepts 80~264VAC input and offers various output voltages between 3.3V and 48V. The working efficiency is up to 92% and the extremely low no load power consumption is down below 0.1W. RPS-30 is able to be used for Class II (no FG) system design. The extremely low leakage current is less than 80 μA. In addition, it conforms to international medical regulations (2*MOPP) and EMC EN55011, perfectly fitting all kinds of BF rated "patient contact" medical system equipment.

Model Encoding

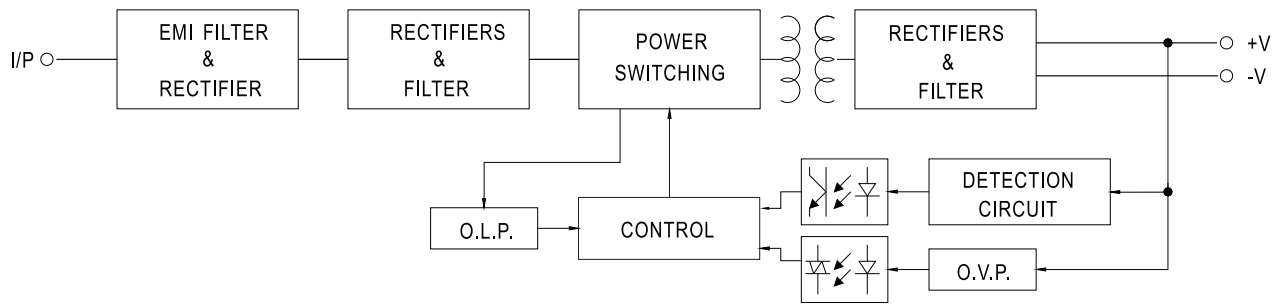


SPECIFICATION

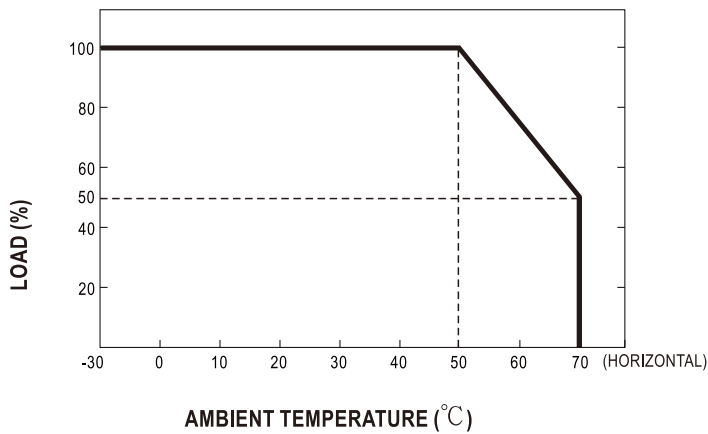
ORDER NO.	RPS-30-3.3	RPS-30-5	RPS-30-7.5	RPS-30-12	RPS-30-15	RPS-30-24	RPS-30-48	
OUTPUT	DC VOLTAGE	3.3V	5V	7.5V	12V	15V	24V	48V
	RATED CURRENT	6A	6A	4A	2.5A	2A	1.25A	0.625A
	CURRENT RANGE	0 ~ 6.6A	0 ~ 6.6A	0 ~ 4.4A	0 ~ 2.75A	0 ~ 2.2A	0 ~ 1.375A	0 ~ 0.687A
	RATED POWER	19.8W	30W	30W	30W	30W	30W	30W
	PEAK LOAD(10sec.) Note.2	21.8W	33W	33W	33W	33W	33W	33W
	RIPPLE & NOISE (max.) Note.3	80mVp-p	80mVp-p	80mVp-p	100mVp-p	100mVp-p	150mVp-p	150mVp-p
	VOLTAGE ADJ. RANGE	3.1~3.6V	4.7~5.5V	7.12~8.3V	11.4~13.2V	13.5~16.5V	22.8~27.6V	45.6~52.8V
	VOLTAGE TOLERANCE	±2.0%	±2.0%	±2.0%	±2.0%	±2.0%	±1.0%	±1.0%
	LINE REGULATION	±0.5%	±0.5%	±0.5%	±0.5%	±0.5%	±0.5%	±0.5%
	LOAD REGULATION	±1.0%	±1.0%	±1.0%	±1.0%	±1.0%	±1.0%	±1.0%
SETUP, RISE TIME	200ms, 30ms / 230VAC 200ms, 30ms / 115VAC at full load							
HOLD UP TIME (Typ.)	30ms / 230VAC 16ms / 115VAC at full load							
INPUT	VOLTAGE RANGE Note.5	80 ~ 264VAC						
	FREQUENCY RANGE	47 ~ 63Hz						
	EFFICIENCY (Typ.)	80%	82%	84%	88%	89%	89.5%	92%
	AC CURRENT (Typ.)	1A / 115VAC 0.5A / 230VAC						
	INRUSH CURRENT (Typ.)	COLD STAR 30A/115VAC 60A/230VAC						
	LEAKAGE CURRENT(max.) Note.6	Touch current < 80 μA/264VAC						
PROTECTION	OVERLOAD	115 ~ 150% rated output power Protection type : Hiccup mode, recovers automatically after fault condition is removed						
	OVER VOLTAGE	3.8~5V	5.7~6.8V	8.6~11.3V	13.8~16.2V	17.2~20.3V	28.4~32.4V	55.2~64.8V
		Protection type : Shut down o/p voltage, re-power on to recover						
ENVIRONMENT	WORKING TEMP.	-30 ~ +70°C (Refer to "Derating Curve")						
	WORKING HUMIDITY	20% ~ 90% RH non-condensing						
	STORAGE TEMP., HUMIDITY	-40 ~ +85°C, 10 ~ 95% RH non-condensing						
	TEMP. COEFFICIENT	±0.03% / °C (0 ~ 50°C)						
	VIBRATION	10 ~ 500Hz, 2G 10min./1cycle, period for 60min. each along X, Y, Z axes						
	OPERATING ALTITUDE Note.7	4000 meters						
SAFETY & EMC (Note. 8)	SAFETY STANDARDS	IEC60601-1, TUV EN60601-1, EAC TP TC 004, UL ANSI / AAMI ES60601-1 (3.1 version), CAN/CSA-C22.2 No. 60601-1:14 - Edition 3 approved; Design refer to EN60335-1						
	ISOLATION LEVEL	Primary-Secondary: 2xMOPP						
	WITHSTAND VOLTAGE	I/P-O/P: 4KVAC						
	ISOLATION RESISTANCE	I/P-O/P:100M Ohms / 500VDC / 25°C / 70% RH						
	EMC EMISSION	Parameter		Standard			Test Level / Note	
		Conducted emission		EN55011 (CISPR11)			Class B	
		Radiated emission		EN55011 (CISPR11)			Class B	
		Harmonic current		EN61000-3-2			Class A	
		Voltage flicker		EN61000-3-3			-----	
	EMC IMMUNITY	EN60601-1-2						
		Parameter		Standard			Test Level / Note	
		ESD		EN61000-4-2			Level 4, 15KV air ; Level 4, 8KV contact	
		RF field susceptibility		EN61000-4-3			Level 3, 10V/m(80MHz~2.7GHz) Table 9, 9~28V/m(385MHz~5.78GHz)	
		EFT bursts		EN61000-4-4			Level 3, 2KV	
Surge susceptibility		EN61000-4-5			Level 4, 2KV/Line-Line			
Conducted susceptibility		EN61000-4-6			Level 3, 10V			
Magnetic field immunity		EN61000-4-8			Level 4, 30A/m			
Voltage dip, interruption		EN61000-4-11			100% dip 1 periods, 30% dip 25 periods, 100% interruptions 250 periods			
OTHERS	MTBF	628.7Khrs min. MIL-HDBK-217(25°C)						
	DIMENSION (L*W*H)	76.2*50.8*24mm or 3" * 2" *0.945" inch						
	PACKING	0.09Kg; 120pcs/11.8Kg/0.97CUFT						
NOTE	<p>1. All parameters NOT specially mentioned are measured at 230VAC input, rated load and 25°C of ambient temperature.</p> <p>2. 33% Duty cycle maximum within every 30 seconds. Average output power should not exceed the rated power.</p> <p>3. Ripple & noise are measured at 20MHz of bandwidth by using a 12" twisted pair-wire terminated with a 0.1μf & 47μf parallel capacitor.</p> <p>4. Tolerance : includes set up tolerance, line regulation and load regulation.</p> <p>5. Derating may be needed under low input voltages. Please check the derating curve for more details.</p> <p>6. Touch current was measured from primary input to DC output.</p> <p>7. The ambient temperature derating of 3.5°C/1000m with fanless models and of 5°C/1000m with fan models for operating altitude higher than 2000m(6500ft).</p> <p>8. The power supply is considered a component which will be installed into a final equipment. The final equipment must be re-confirmed that it still meets EMC directives. For guidance on how to perform these EMC tests, please refer to "EMI testing of component power supplies." (as available on http://www.meanwell.com)</p>							

■ Block Diagram

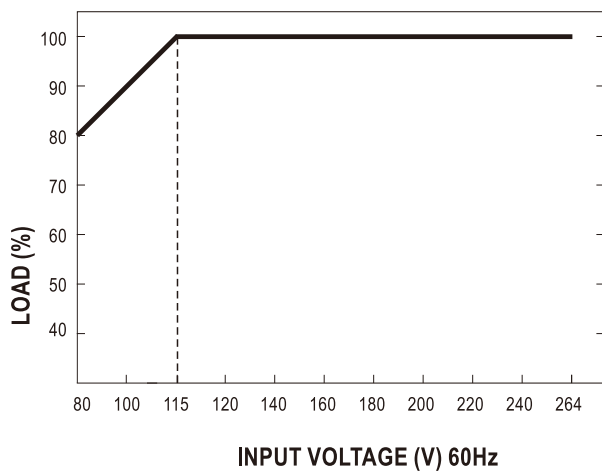
fosc : 65KHz



■ Derating Curve

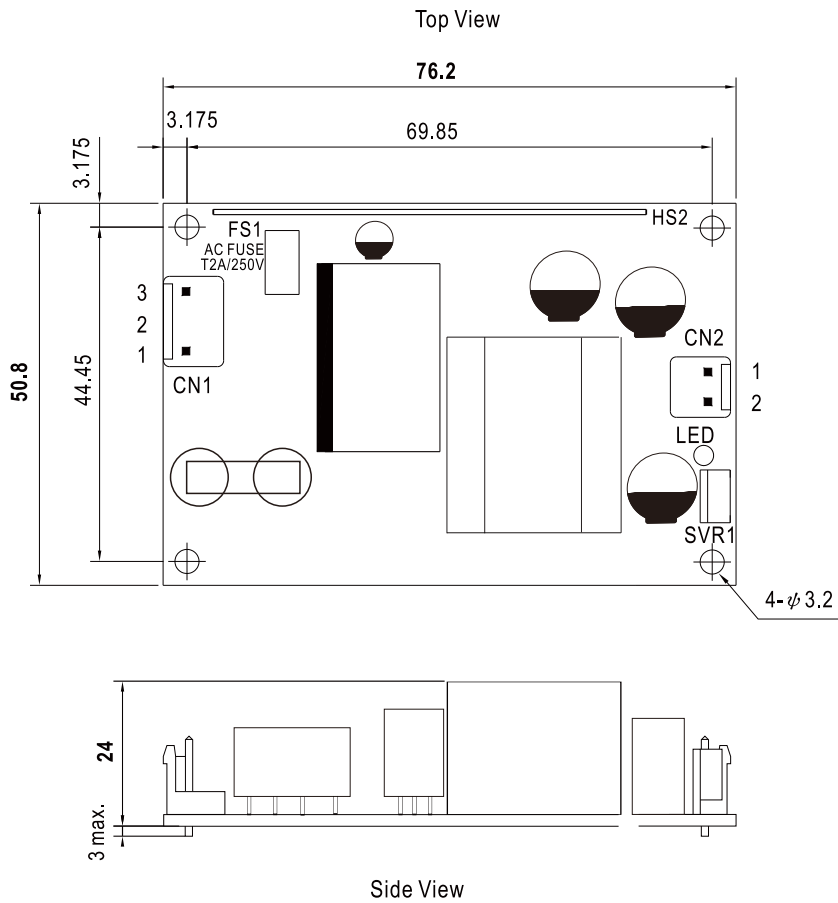


■ Static Characteristics



■ Mechanical Specification

Case No. Unit:mm



AC Input Connector (CN1) : JST B3P-VH or equivalent

Pin No.	Assignment	Mating Housing	Terminal
1	AC/N	JST VHR or equivalent	JST SVH-21T-P1.1 or equivalent
2	No Pin		
3	AC/L		

DC Output Connector (CN2) : JST B2P-VH or equivalent

Pin No.	Assignment	Mating Housing	Terminal
1	+V	JST VHR or equivalent	JST SVH-21T-P1.1 or equivalent
2	-V		

■ Installation Manual

Please refer to : <http://www.meanwell.com/manual.html>