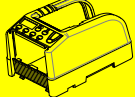
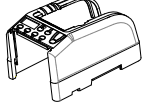
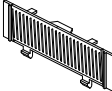
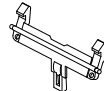

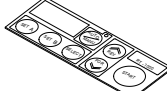
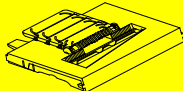
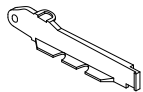




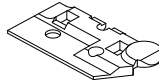
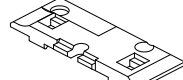

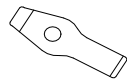


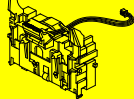
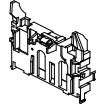
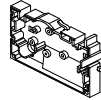

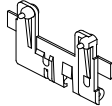


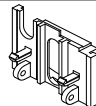





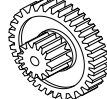









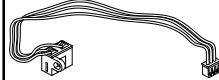


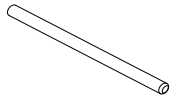

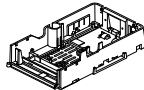


RT-7000 SPARE PARTS

NO	PARTS NAME	set	picture
100	Body Cover Set	#101~105Ass'y	
101	Body Cover		
102	Knife Box Fixed Plate		
103	Knife Box Lever		
104	Coil Spring		
105	Switch Name Plate		
200	Knife Box Set	#201~214, 412 Ass'y	
202	Upper Knife Safe Plate		
203	Coil Spring		
204	Oil Sponge		
205	Knife Support Rail(LH)		
206	Knife Support Rail(RH)		
208	Bottom Knife Pressing Plate(R)		
209	Bottom Knife Pressing Plate(L)		
210	Bottom Knife Torsion Spring		
212	Upper Knife Fix Plate Spring		




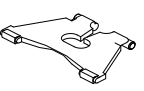
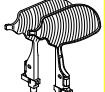


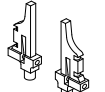
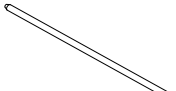


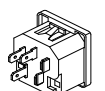


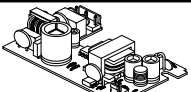
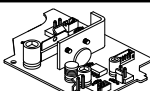
RT-7000 SPARE PARTS

NO	PARTS NAME	set	picture
213	Cross Round Head Tapping Screw		
214	Tape Discharge Guide Plate Set		
300	Knife Gear Box Set	#301~318 #321~327 Ass'y	
301	Knife Gear Box Front		
302	Knife Gear Box Rear		
303	Tape Auto Sensor Set	#303-1~303-3 Ass'y	
304	Lower Knife Slide Plate		
305	Knife Cam Plate Roller		
306	Knife Sensor Lever		
307	Knife Cam Plate		
308	Knife Cam Fix Bar LH		
309	Knife Cam Fix Bar RH		
310	Knife Motor Pinion		
311	Knife 1'st Gear		
312	Knife 2'nd Gear		
313	Knife 3'rd Gear		

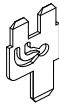
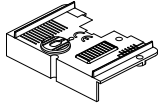
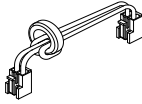
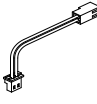
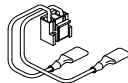
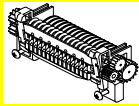
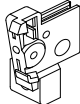
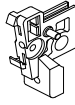

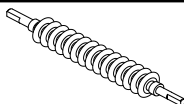

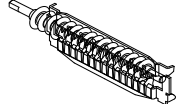




RT-7000 SPARE PARTS

NO	PARTS NAME	set	picture
314	Knife Main Gear		
315	Knife Gear Bearing		
316	Knife Gear Shaft		
317	Knife Motor		
318	Knife Motor Cable		
321B	Earth Wire *Used SMPS type		
322	Innet Cable Shot		
323	Knife Sensor Set		
324	Coil Spring		
325	Knife Sensor Torsion Spring		
326	Knife Cam Plate Shaft		
327	Cross Round Head screw		
400	Bottom Case Set	#401~424Ass'y	
401	Bottom Case		
402	Cushion Rubber(B)		
403	Cushion Rubber(A)		

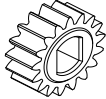





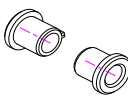
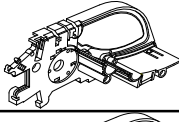
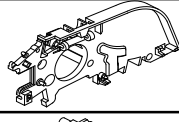
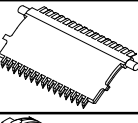
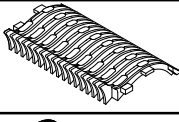
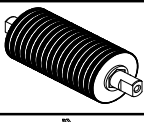

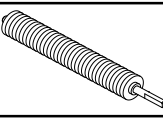
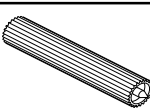
RT-7000 SPARE PARTS

NO	PARTS NAME	set	picture
404	Tape Wide Control Plate		
405	Tape Separating Plate		
406	Tape Separating Sub Plate		
407	Angle Plate		
409	Tape Guide Plate Set	#409-1~3Ass'y	
409-1	Tape Guide Plate (LH)		
409-2	Tape Guide Plate (RH)		
409-3	Tape Guide Post		
411	Tape Guide Shaft		
412	Oil Bottle		
413	Cross Round Head Screw		
415	Innet - A		
416	Power Switch		
417	Innet Cable Long		
418	Power Board		
419	Drive Board		

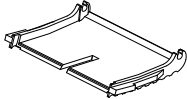
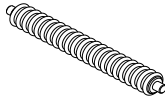
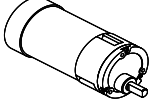



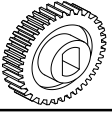
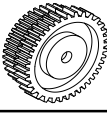


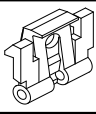

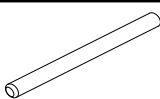
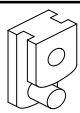
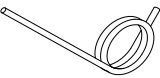
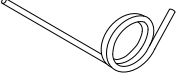
RT-7000 SPARE PARTS

NO	PARTS NAME	set	picture
420	Earth terminal		
421	Safety Cover		
422	24V Joint Cable		
423	9V Joint Cable		
424	Inlet 2P Cable		
500	Front Frame Set	#501~519Ass'y	
501	Front Frame LH	#501,509,519 Assembly	
502	Front Frame RH	#502,509,519 Assembly	
503A	Middle Roller		
504	Rugged Roller Lower		
505	Rugged Roller Upper		
506	Tape Guide Entrance		
507	Rugged Roller Bushing		
508	Rugged Roller Spring		
509	Magnet		
510	Earth Plate		

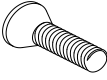
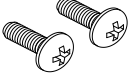



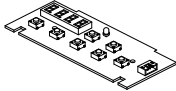


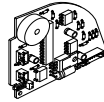


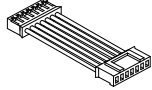
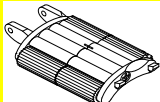
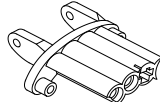
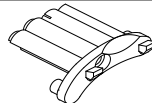
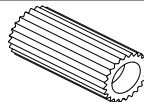
RT-7000 SPARE PARTS

NO	PARTS NAME	set	picture
511	Middle Roller Gear		
512	2'nd Idle Gear		
513	Rugged roller Drive Gear		
514	Lower Rugged Gear		
515	Upper Rugged Gear		
516	Cross Round Head Screw		
519	Rugged Roller Lower Bush		
600	Main Frame Set	#601~632Ass'y	
601	Main Frame LH		
602	Main Frame RH		
603	Tape Check Plate		
604	Tape Regulating Plate		
605A	Large Roller(P.P)		
606	Brush		
607B	Large Pressing Roller		
608	Tape Support Roller(A)		

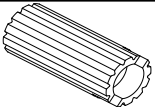
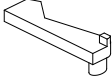
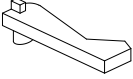

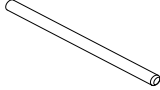
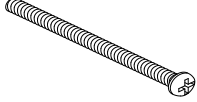

RT-7000 SPARE PARTS

NO	PARTS NAME	set	picture
609B	Tape Security Pole(B)		
610B	Tape Support Roller(B)		
611	Geared Motor		
611-1	Geared Motor Cable		
611-2	Motor seat		
612	Motor Gear		
613	Rotating Gear		
614	Dubble Gear		
615	Pressing Roller Gear		
616	1'st Idle Gear		
617	Guide Plate Hanger		
618	Guide Plate Hanger Spring		
619	Tape Guide Set Pin		
620	Large Pressing Roller Bushing		
621	Large Pressing Roller Torsion Sping-LH		
622	Large Pressing Roller Torsion Sping-RH		

RT-7000 SPARE PARTS

NO	PARTS NAME	set	picture
623	Cross Flat Head Screw		
624	Trus Head Tapping Screw		
625	Frange Nut		
626	Tapping Screw		
627	Tape Guide Set Torsion Spring		
628	Button PCB (A)		
	Tect Switch		
	LED		
629	Side Frame PCB (B)		
630	Milli Senser		
631	Button PCB Cable		
632B	Side Frame PCB Cable 130mm		
700	Tape Guide Frame Set	#701~710 Ass'y	
701	Tape Guide Frame (A)		
702	Tape Guide Frame (B)		
703	Guide Roller		

RT-7000 SPARE PARTS

NO	PARTS NAME	set	picture
704	Braker Roller		
705	Braker (A)		
706	Braker (B)		
707	Curving Spring		
708	Guide Roller Shaft		
709	Cross Round Head Screw		
710	Nut		
801	Power Cord		